

Model MKF 720 | Dynamic climate chambers for rapid temperature changes with humidity control

A BINDER MKF series environmental simulation chamber is ideally suited for any cold and heat testing based on current temperature and climate testing methods according to DIN and IEC standards. The comprehensive standard equipment for this environmental simulation chamber ensures ease of operation.

BENEFITS

- Homogeneous climate conditions thanks to APT.line™ technology
- Automatic water and wastewater management
- Pressure humidification with fast response times
- Comprehensive programming and data acquisition
- Large heated viewing window



Model 720



Model 720

MAIN FEATURES

- Temperature range: -40 °C to 180 °C
- Humidity range: 10 % to 98 % RH
- Integrated water-storage tank, 20 liters
- 4 zero-voltage relay contacts that can be activated via MCS controller
- APT.line™ preheating chamber technology
- Programmable condensation protection for test material
- Heated viewing window with LED interior lighting
- Humidity regulation with capacitive humidity sensor and vapor humidification
- BINDER APT-COM™ 3 Basic Edition communication software
- Troubleshooting system with visual and audible alarms
- Controller with time-segment programming
- 2 access ports with silicone plugs: 80 mm, left and right
- Class 2 independent adjustable temperature safety device (DIN 12880) with visual alarm
- 4 castors, two with brakes
- Computer interface: Ethernet
- 230 V power socket on the right-side control panel
- Display via color LCD monitor
- Adjustable ramp function
- Integrated chart recorder
- Real-time clock
- Door heating
- Alarm notification in the event of insufficient water in fresh water tank
- 1 stainless steel rack
- Complete safety connection kit for water supply and drainage, up to 1 m height
- BINDER test confirmation
- Inner chamber made of stainless steel
- Pt 100 temperature sensor
- Thermal insulation using PUR foam
- CFC-free refrigerant R-404A
- Cooling with compressor cooling unit
- Fin evaporator

ORDERING INFORMATION

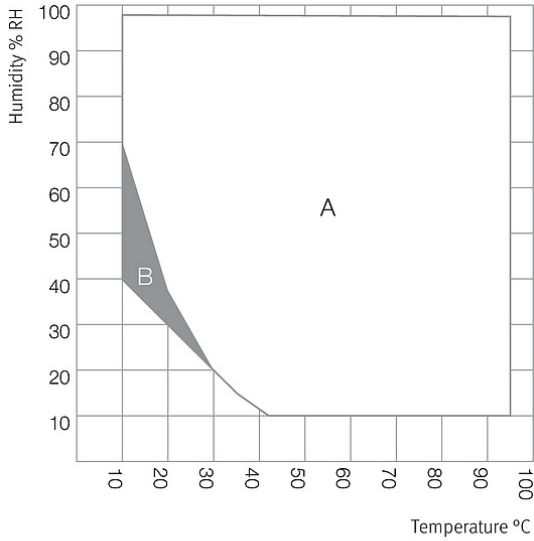
Interior volume [cu.ft.]	Voltage	Option model	Version	Art.-No.
Model MKF 720				
25.9	400...0 V 3 ph 50 Hz	Standard	MKF720-400V	9020-0287
	480...0 V 3 ph 60 Hz	with voltage and frequency converter	MKF720-400V-C	9020-0299

TECHNICAL DATA

Description	MKF720-400V ¹	MKF720-400V-C ¹
Article Number	9020-0287	9020-0299
Performance Data Temperature		
Temperature range [°C]	-40...180	-40...180
Temperature variation depending on setpoint [± K]	0.1...1.8	0.1...1.8
Temperature fluctuation depending on setpoint [± K]	0.1...0.5	0.1...0.5
Average heating-up rate according to IEC 60068-3-5 [K/min]	4.8	4.8
Cooling down time from 180 °C to -40 °C [min]	118	118
Average cooling down time according to IEC 60068-3-5 [K/min]	4.8	4.8
Max. heat compensation at 25 °C [W]	6500	6500
Max. heat compensation at 25 °C at 90 % RH [W]	1000	1000
Performance Data Climate		
Temperature range [°C]	10...95	10...95
Temperature fluctuation depending on setpoint [± K]	0.2...1.5	0.2...1.5
Humidity range [% RH]	10...98	10...98
Humidity fluctuation depending on setpoint	≤2,5 ± % RH	≤2,5 ± % RH
Dew point temperature range [°C]	5...94	5...94
Electrical data		
Rated Voltage [V]	400...0	480...0
Power frequency [Hz]	50	60
Nominal power [kW]	11	11
Unit fuse [A]	32	32
Phase (Nominal voltage) [ph]	3	3
Measures - Outer dimensions		
Width net [mm]	1580	1580
Height net [mm]	2005	2005
Depth net [mm]	1140	1140
Wall clearance back [mm]	335	335
Wall clearance sidewise [mm]	300	300
Viewing window width [mm]	508	508
Viewing window height [mm]	300	300
Measures - Doors		
Unit doors	1	1
Measures - Internal Dimensions		
Width [mm]	1200	1200
Height [mm]	1020	1020
Depth [mm]	600	600
Measures		
Interior volume [L]	734	734
Net weight of the unit (empty) [kg]	590	590
permitted load [kg]	160	160
Load per rack [kg]	40	40
Environment-specific data		
Sound-pressure level [dB(A)]	65	67
Fixtures		
Number of shelves (std./max.)	1/11	1/11

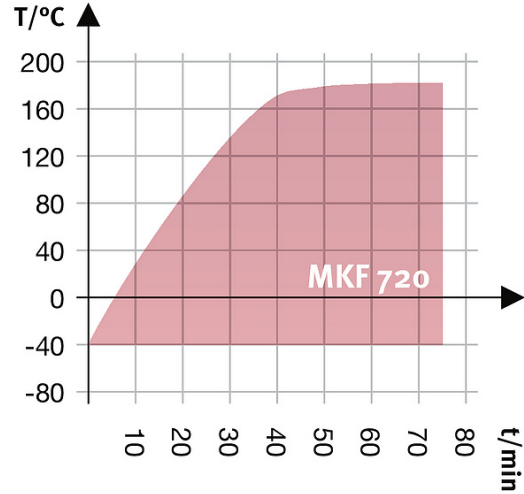
¹ All technical data is specified for unloaded units with standard equipment at an ambient temperature of +22 °C ±3 °C and a power supply voltage fluctuation of ±10 %. The temperature data is determined in accordance to BINDER factory standard following DIN 12880, observing the recommended wall clearances of 10 % of the height, width, and depth of the inner chamber. Technical data refers to 100 % fan speed. All indications are average values, typical for units produced in series. We reserve the right to change technical specifications at any time.

CHARTS

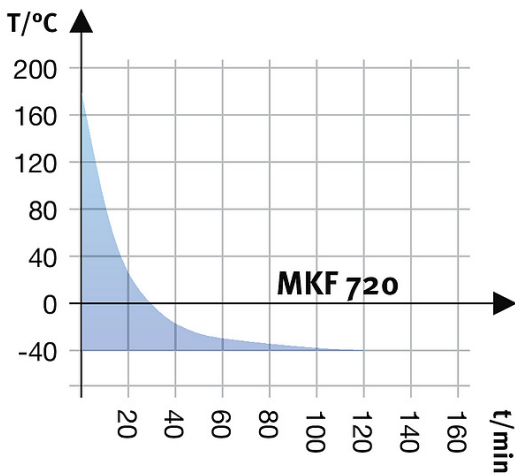


A: Standard Climate range
 B: Time-limited operation (max. 24 hours)

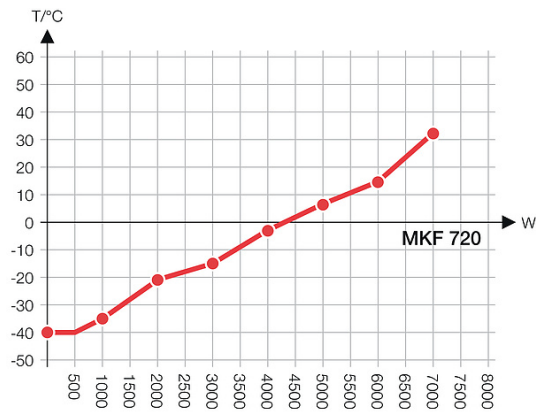
Climate chart



Heating up rate



Cooling down rate



Heat compensation chart

OPTIONS AND ACCESSORIES

Designation	Description	*	Art.-No.
Access port	notch-type access port in door, 100 x 35 mm	-	8012-1496
	left		
	30 mm	01	8012-1323
	50 mm	01	8012-1329
	80 mm	01	8012-1335
	100 mm	01, 11	8012-1543
	125 mm	01, 11	8012-1352
	right		
Access port with silicone plug	30 mm	01	8012-1320
	50 mm	01	8012-1326
	80 mm	01	8012-1332
	100 mm	01, 11	8012-1540
	125 mm	01, 11	8012-1349
	top		
	80 mm	01	8012-1537
	100 mm	01, 11	8012-1531
	125 mm	01, 11	8012-1534
Analog output, 4 – 20 mA	for temperature and humidity values (output not adjustable)	-	8012-1343
BINDER Pure Aqua Service	system for preparation or complete desalination of tap water, containing single-use cartridge, hoses and measuring device	-	8012-0759
BINDER Pure Aqua Service, accessories	Single-use, replacement cartridge for BINDER Pure Aqua System	-	6011-0165
Calibration certificate, expanded	for temperature and humidity; for extending the measurement in center of chamber to include another test value	-	8012-1194
	temperature measurement incl. certificate and 27 measuring points at specified temperature	-	8012-1609
Calibration certificate, temperature	temperature measurement incl. certificate, 15- 18 measuring points at specified temperature	-	8012-1589
	temperature measurement incl. certificate, 9 measuring points at specified temperature	-	8012-1568
Calibration certificate, temperature and humidity	temperature (according to DIN12880) and humidity measurement incl. certificate, 27 temperature measuring points and 1 humidity measuring point, at 25 °C / 60 % RH or at specified values	-	8012-1615
Converter, voltage and frequency	to operate the device at a nominal voltage of 480 V 3 ph 60 Hz, 32 A	-	8009-0890
Door lock	lockable door handle	-	8012-1406
	RS 422 cable set and RS 232 / RS 422 interface converter for connection to 10-way plug distributor or for connection to a unit		
	120 V, 60 Hz option model	-	8012-0557
	230 V, 50/60 Hz option model	-	8012-0556
Interface converter	RS 422 cable set and RS 422 / Ethernet interface converter for connection to 10-way plug distributor or for connection to a unit		
	120 V, 60 Hz option model	-	8012-0405
	230 V, 50/60 Hz option model	-	8012-0380
Interface converter, USB / RS422	RS 422 cable set and RS 422 / USB interface converter for connection to 10-way plug distributor or for connection to a unit (USB-powered converter)	-	8012-0665
Lockable controller keyboard	Lockable controller keyboard with key-operated switch	-	8012-1346
pH-neutral detergent	concentrated, for gentle remove of residual contaminants; 1 kg	-	1002-0016
Pt 100 temperature sensor	additional flexible Pt 100, interior, for displaying the temperature on the unit display	-	8012-1296
Rack	stainless steel	-	6004-0102
Rack accessories	Rack accessories – fasteners (1 set of 4) for additional security of racks	-	8012-0620
Rack, reinforced	stainless steel, with 1 set of 4 fasteners, max. load 70 kg	-	8012-0684

* Notes › See last page

Designation	Description	*	Art.-No.
RS 422 interface	in place of Ethernet, for communication software	-	8012-1514
	modular plug distributor for 10 RS 422 interfaces	-	8012-0295
RS 422 interface, cable (15 m)	RS 422 connection cable (15 m) between plug distributor and RS 422 interface	-	5023-0036
RS 422 interface, cable (50 m)	RS 422 extension cable (50 m) between interface converter and unit or RS 232 / RS 422 plug distributor	-	5023-0117
Shelf, perforated	stainless steel	-	8009-0511
Software	APT-COM™ communications software		
	version 2 to 3, GLP edition	19	9053-0016
	version 3, BASIC edition	19	9053-0014
	version 3, GLP edition	19	9053-0015
	version 3, STANDARD edition	19	9053-0013
	APT-COM™ communications software, price: for free		
	version 3, GLP DEMO Edition	19	9053-0008
Water circuit	allows condensed water to be reused	-	8012-1512
Water cooling	for reduced heat loss to ambient air	-	8012-0804

* Notes › See last page

SERVICES

Designation	Description	*	Art.-No.
Installation services			
Data Logger Kit installation service	and set up of unit at operating location, connect to existing connections	13, 18	DL100300
	unit function instructions for operation and programming of the controller	18	DL100700
Preventive maintenance			
Preventive maintenance	Executive of equipment inspection according to maintenance plan	14, 18	DL200500
Calibration services			
Calibration temperature and humidity	including certificate, one measuring point in center of chamber at 25 °C / 60 % RH or at specified values	14, 16, 17, 18	DL300301
Temperature and humidity measurement according to DIN12880	including certificate (27 temperature measuring points and 1 humidity measuring point, at 25 °C / 60 % RH or at specified values)	14, 16, 17, 18	DL300427
Temperature measurement 18 temperature measuring points and 1 humidity measuring point	including certificate, 18 temperature measuring points and 1 humidity measuring point in center of chamber, at 25 °C / 60 % RH or at specified values	14, 16, 17, 18	DL300318
Temperature measurement 27 temperature measuring points and 1 humidity measuring point	including certificate, 27 temperature measuring points and 1 humidity measuring point in center of chamber, at 25 °C / 60 % RH or at specified values	14, 16, 17, 18	DL300327
Temperature measurement 9 temperature measuring points and 1 humidity measuring point	including certificate, 9 temperature measuring points and 1 humidity measuring point in center of chamber, at 25 °C / 60 % RH or at specified values	14, 16, 17, 18	DL300309
Validation services			
Data Logger Kit validation service	in accordance with qualification folder	15, 18, 20	DL420300
Execution of IQ/OQ/PQ	in accordance with customer's requirement, price: on request	15, 18	DL440500
Qualification folder IQ/OQ	supporting documents for validation performed by customer, consisting of: IQ/OQ checklists, unit schematics, QM certificate in accordance with ISO 9001	15, 18, 20	8012-0865
Qualification folder IQ/OQ/PQ	supporting documents for validation performed by customer, in accordance with customer's requirement, extension of Qualification folder IQ/OQ by chapter PQ	15, 18	8012-0953
Warranty service			
Extension of the warranty from 2 to 3 years	beginning with the date of delivery, wearing parts are not included	-	DL013041
Extension of the warranty from 2 to 5 years	beginning with the date of delivery, wearing parts are not included	-	DL013042

* Notes › See last page

NOTES

- 01 Condensation may occur in the area around the access port. Access ports may be placed in custom locations for an additional charge.
- 02 UL mark is not granted when this option is used.
- 03 Heat resistant only to max. 200 °C.
- 04 Only available on units rated for 230 V.
- 06 Heating-up time may increase as a result of the lower heat conductivity.
- 09 Not in conjunction with the optional access port, door with window and interior lighting.
- 10 Not available on 23-liter units.
- 11 Not available on 23- or 53-liter units.
- 12 Only available on units rated for 230 V or 400 V.
- 13 Installation and connections take place at unit location; transport within the company only upon consultation.
- 14 We recommend a BINDER service contract (see the chapter on BINDER Service) to cover unit inspections, calibrations and validations.
- 15 OQ according to Yellow Paper = completed factory validation documentation of all OQ checklists.
- 16 Sensor calibration is performed in an accredited calibration laboratory.
- 17 Calibration is performed according to the BINDER factory standard.
- 18 Quoted prices do not include travel costs. Please refer to the chapter on BINDER Service for travel costs for your region. Quoted prices for services performed in Switzerland do not include a country-specific added fee (available on request).
- 19 For additional accessories, refer to the Process documentation chapter.
- 20 When ordering IQ/OQ qualification folders and associated IQ/OQ execution on one order, we offer a 15 % discount for both items.
When ordering IQ/OQ/PQ qualification folders and associated IQ/OQ/PQ execution on one order, we offer a 15 % discount for the item of the IQ/OQ/PQ folder.